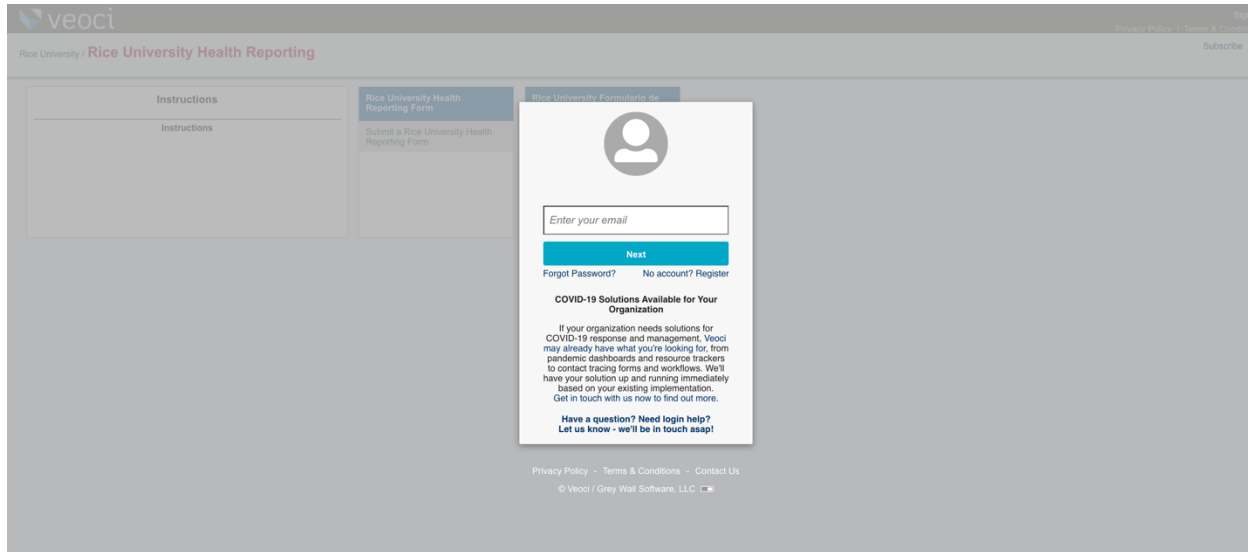
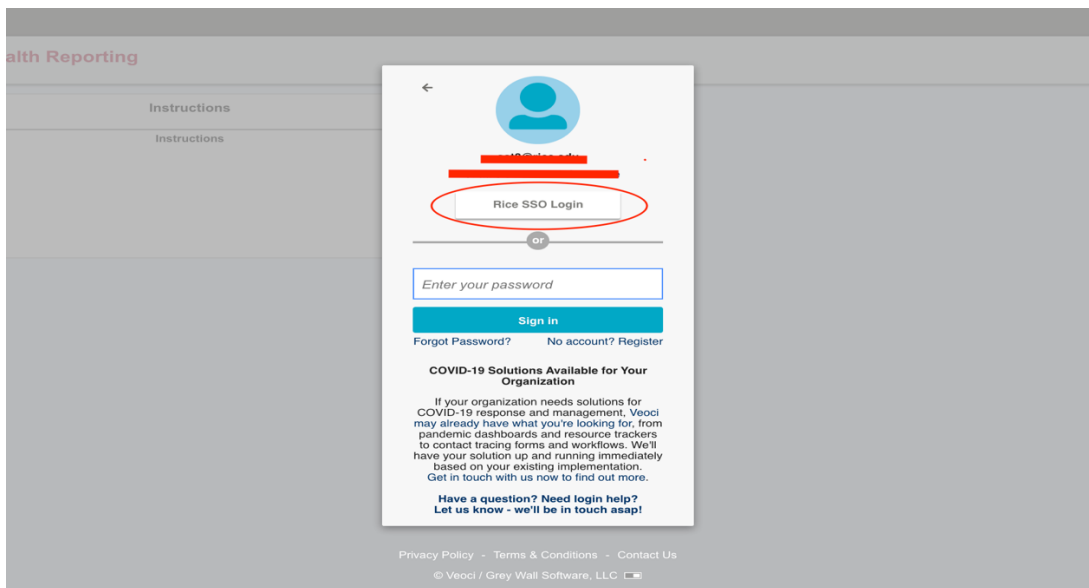


## Instructions for Filling Out the Rice University Health Reporting Forms

- When you click on the link to fill out a Rice University Health Reporting Form, you will be taken to this webpage



- Enter your **NetID-associated Rice email address** (e.g., abc123@rice.edu).
- You will be directed to this menu:



- Click the **“Rice SSO Login”** button. This will allow you to login using your Rice SSO credentials.

### Login to Veoci

NetID

Password

Don't Remember Login

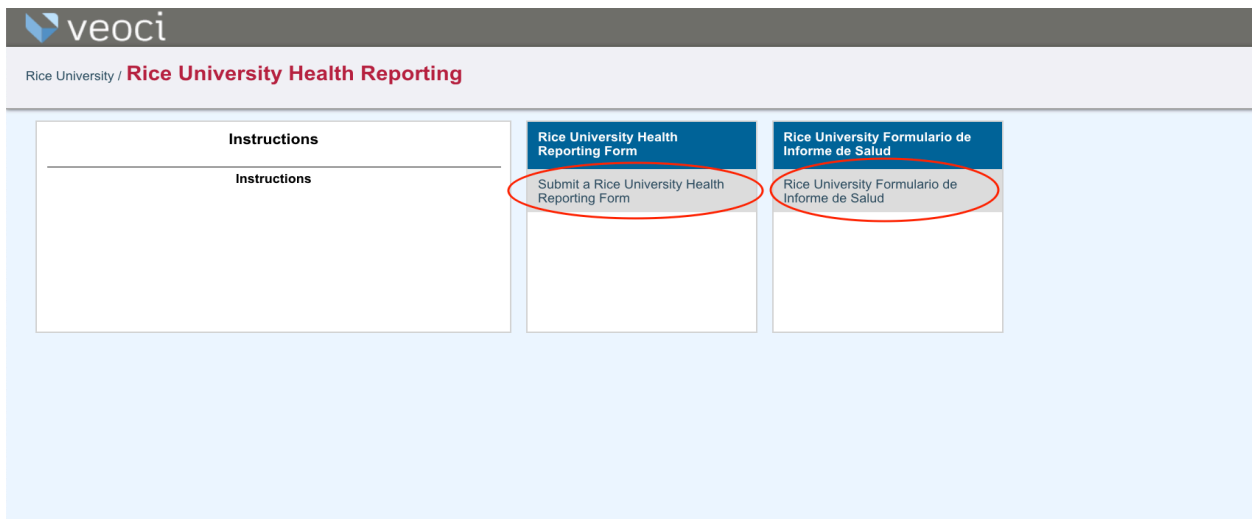
Login

[› Forgot your NetID Password?](#)

[› Need Help?](#)



- Login using your NetID and associated password.
- You will be directed to this page:



**veoci**

Rice University / **Rice University Health Reporting**

Instructions	Rice University Health Reporting Form	Rice University Formulario de Informe de Salud
Instructions	<a href="#">Submit a Rice University Health Reporting Form</a>	<a href="#">Rice University Formulario de Informe de Salud</a>

- Using the circled links in the image below, select the appropriate health reporting form.
  - You will be directed to the selected health reporting form.